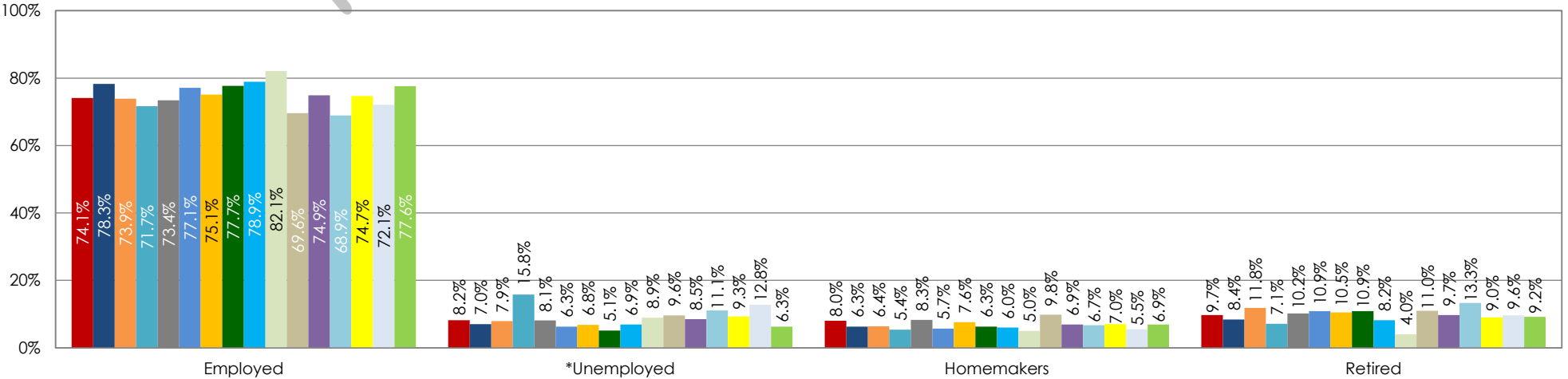


# LABORSHED ANALYSIS

## REGIONAL COMPARISON

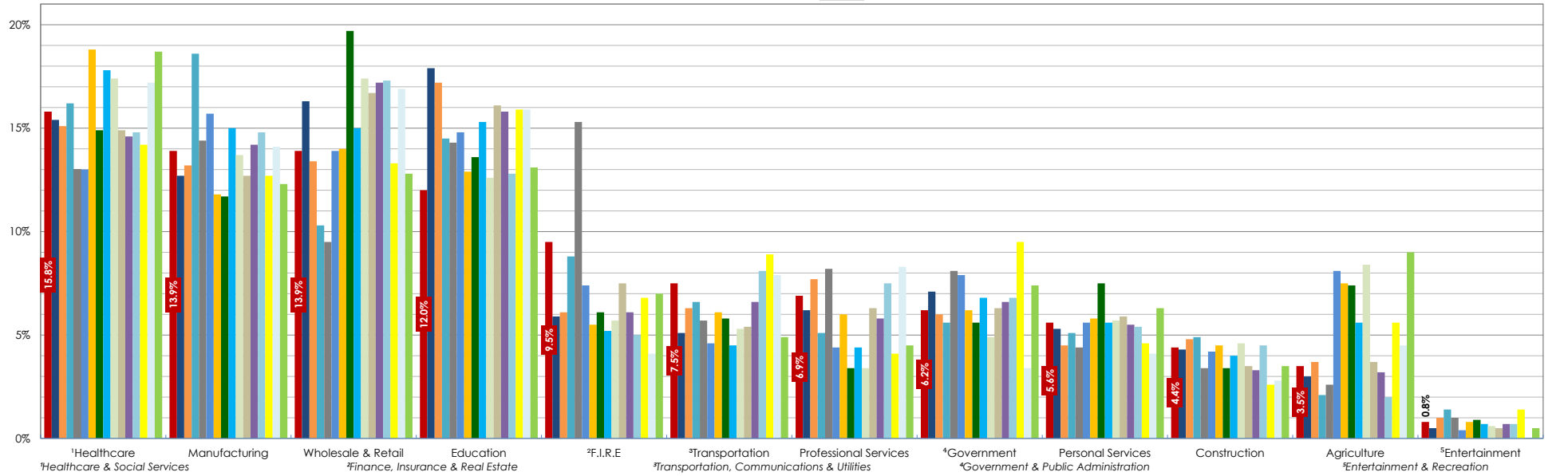
- Statewide '16
- Cedar Valley Alliance '11
- Creative Corridor '15
- Greater Council Bluffs '10
- Greater Des Moines '16
- Lakes Corridor '15
- Mid Iowa Growth Partnership '17
- North Central Alliance '14
- Northeast Iowa Business Network '11
- Northwest Iowa '10
- Opportunity2 '16
- Prosperity Eastern Iowa '12
- Quad Cities First '16
- South Central Iowa '13
- Southeast Iowa '16
- Western Iowa Advantage '16

### Employment Status:



\*Employment status is self-identified by the survey respondent. The unemployment percentage does not reflect the unemployment rate published by the U.S. Bureau of Labor Statistics, which applies a stricter definition.

### Industries of the Employed (ordered by statewide make up, high-to-low):

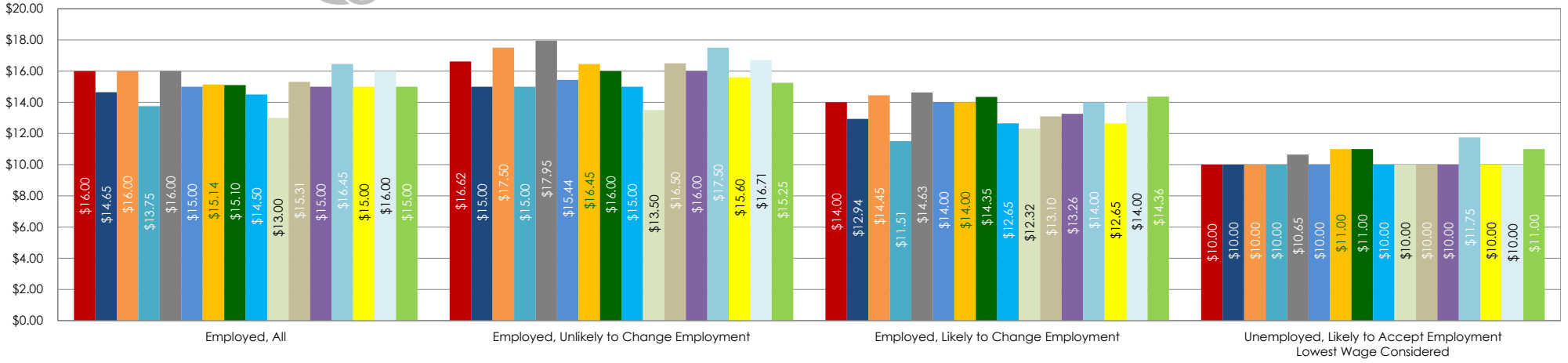


# LABORSHED ANALYSIS

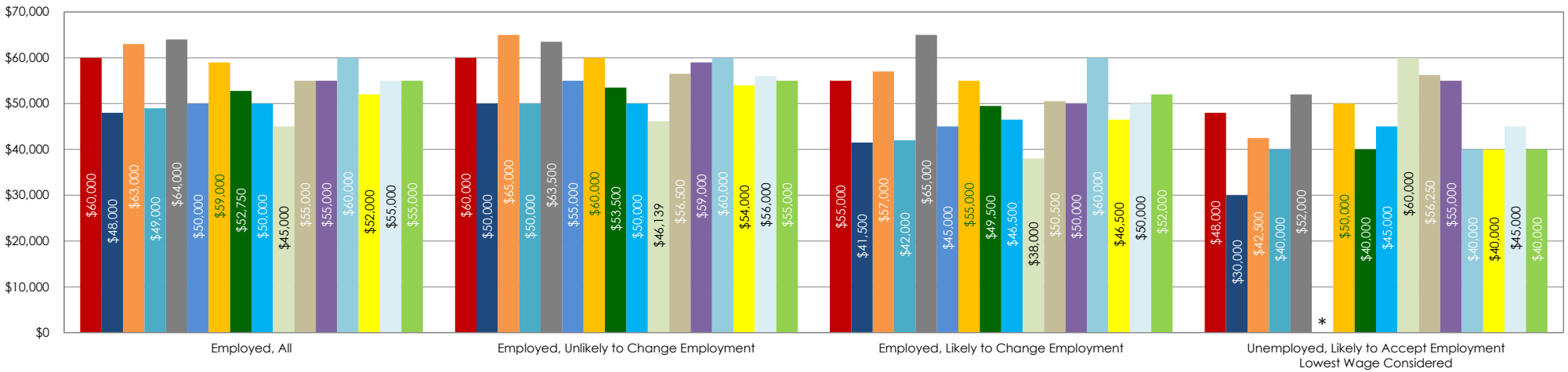
## REGIONAL COMPARISON

- Statewide '16
- Cedar Valley Alliance '11
- Creative Corridor '15
- Greater Council Bluffs '10
- Greater Des Moines '16
- Lakes Corridor '15
- Mid Iowa Growth Partnership '17
- North Central Alliance '14
- Northeast Iowa Business Network '11
- Northwest Iowa '10
- Opportunity2 '16
- Prosperity Eastern Iowa '12
- Quad Cities First '16
- South Central Iowa '13
- Southeast Iowa '16
- Western Iowa Advantage '16

### Median Wages (per hour):



### Median Salaries (per year):



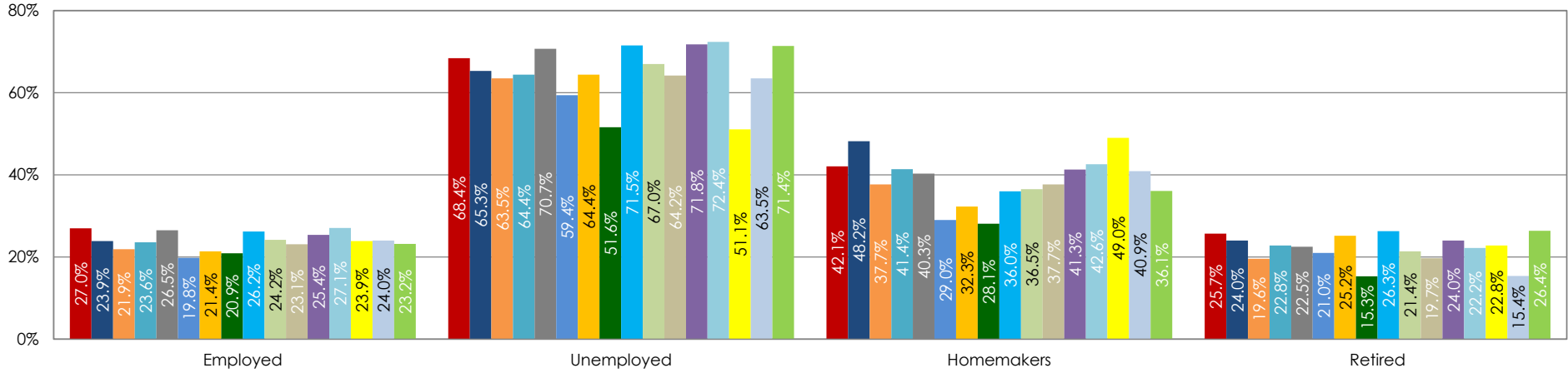
\*Insufficient survey data/refused (Lakes Corridor '15).

# LABORSHED ANALYSIS

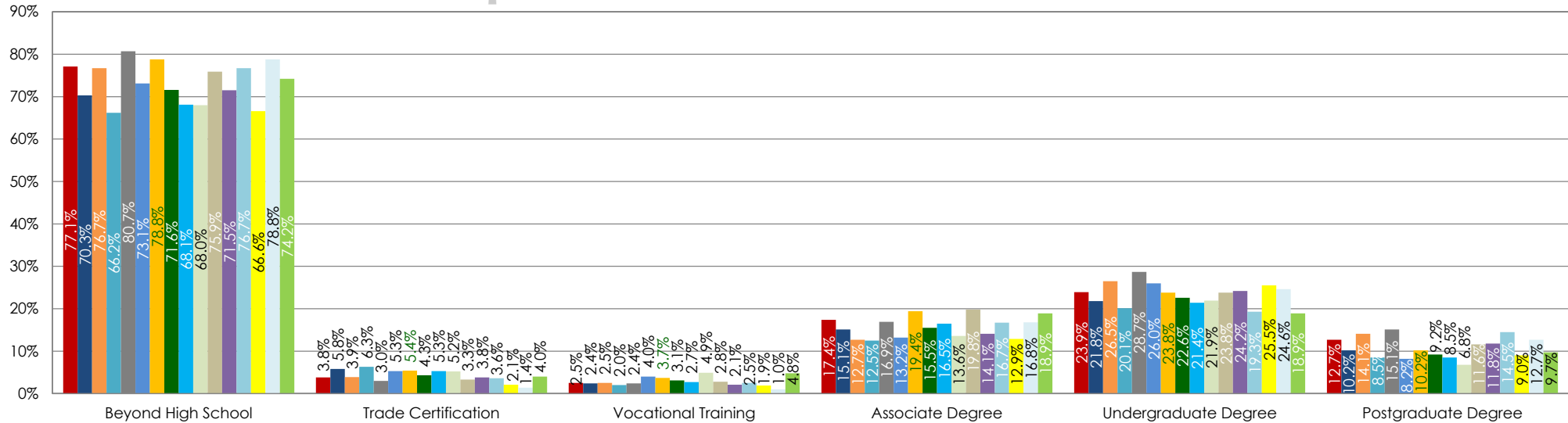
## REGIONAL COMPARISON

- Statewide '16
- Cedar Valley Alliance '11
- Creative Corridor '15
- Greater Council Bluffs '10
- Greater Des Moines '16
- Lakes Corridor '15
- Mid Iowa Growth Partnership '17
- North Central Alliance '14
- Northeast Iowa Business Network '11
- Northwest Iowa '10
- Opportunity2 '16
- Prosperity Eastern Iowa '12
- Quad Cities First '16
- South Central Iowa '13
- Southeast Iowa '16
- Western Iowa Advantage '16

### Likelihood to Change/Accept Employment (by employment status):



### Education Level of the Employed:

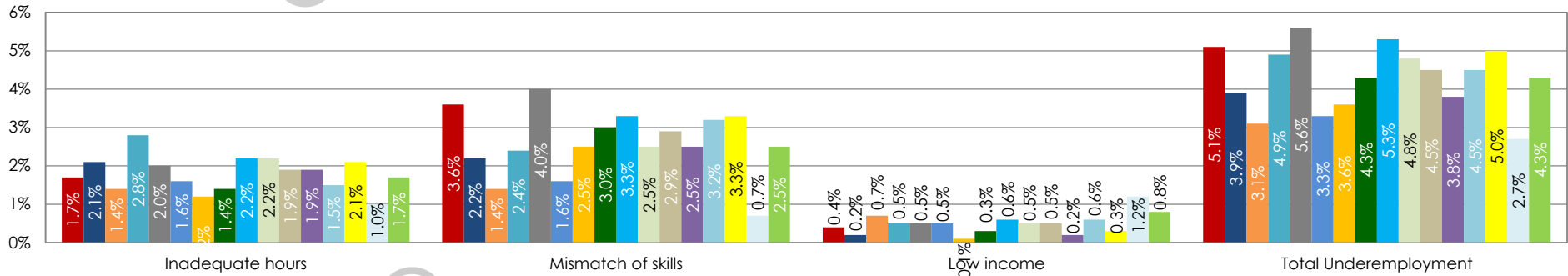


# LABORSHED ANALYSIS

## REGIONAL COMPARISON

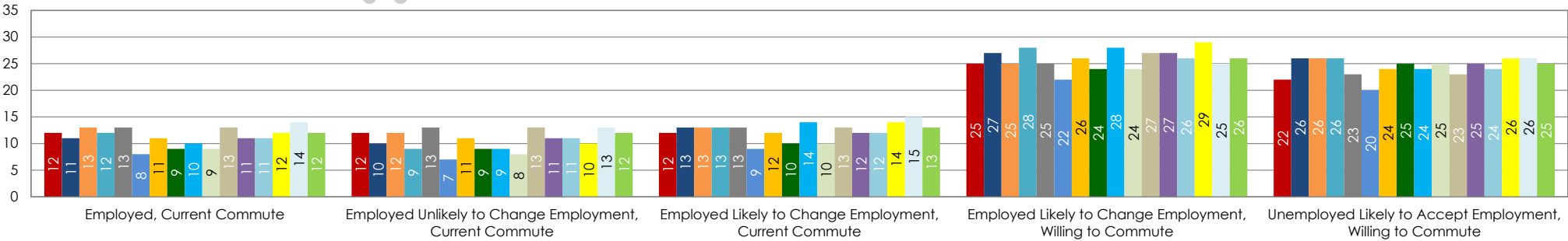
- Statewide '16
- Cedar Valley Alliance '11
- Creative Corridor '15
- Greater Council Bluffs '10
- Greater Des Moines '16
- Lakes Corridor '15
- Mid Iowa Growth Partnership '17
- North Central Alliance '14
- Northeast Iowa Business Network '11
- Northwest Iowa '10
- Opportunity2 '16
- Prosperity Eastern Iowa '12
- Quad Cities First '16
- South Central Iowa '13
- Southeast Iowa '16
- Western Iowa Advantage '16

### \*Underemployment:



\*As of calendar year 2015, IWD revised criteria for underemployment regarding willingness to change employment and current hours worked. Previously reported underemployment data will not match percentages reported here. For further explanation please contact IWD.

### Average Commute (in miles):



### Job Search Resources (ordered by statewide usage, high-to-low):

